



Road Rod Passenger Rear Foot Peg Mount

(P/N CV6120 Super Trap or Sampson Exhaust)
 (P/N CV6130 Stock or Screamin Eagle Exhaust)

Parts Included:

Swing arm pivot shaft
 Passenger foot peg cap (L & R)
 Clevis (2)
 Clevis spring (2)

(3) Bushings in '05 sets

CV6120

(2) 3/8-16x1 3/4 Blk Capscrew
 (2) 3/8-16x1-1/4 BHCH
 (2) 3/8 Locknut Thin

CV6130

(2) 3/8-16x3/4 Blk Capscrew
 (2) 3/8-16x 1 3/4 CH SHCS
 (2) 3/8-16X1-1/4 BHCH
 (2) 3/8 Locknut Thin
 (2) Foot Peg Risers

INSTRUCTIONS

- 1 Replace swing arm pivot shaft as per Harley Davidson Service Manual (See Section 2; Page 2.89) for removal and installation instructions.
 - 2 Install foot peg clevis, bolt and cover onto the end of the shaft. As shown in Fig 1 & 2. Use Locktite!!
NOTE: There is a right and a left cover.
 - 3 Torque to 35 lbs
 - 4
- For '05 & Up V-Rods only require installation of three piece bushing set. Bushings are to be installed on existing shaft as shown in Fig 3.




Fig 1-CV6120




Fig 2-CV6130




Fig 3-05 and up V-Rod

Our Warranty Policy

Cycle Visions' obligation under "Our Warranty Policy" is limited to one (1) year from date of purchase to repair or replacement of the defective item (s). Chrome, polished, powder-coated, anodized finishes, or electrical parts are limited to thirty (30) day from date of purchase.
 This warranty will be void on all products that show evidence of misapplication, improper installation, abuse, lack of proper maintenance, negligence, or alteration from their original design.
 The consumer will be responsible for removing from the vehicle any defective item (s), transportation costs prepaid and for reinstallation upon return by Cycle Visions. The loss of use of the product, loss of time, inconvenience, commercial loss or consequential damages is not covered. Cycle Visions reserves the right to change the design of any product without assuming any obligation to modify any product previously manufactured. Warranty returns of Cycle Visions products are few because of our high quality products.
 Carefully inspect all parts... If you find that your parts arrived in damaged conditional all original packaging material (box and other materials) must be saved to make a proper damage claim within seven (7) days. You must be able to present the damaged boxes and materials to the freight carrier to verify your claim. The user shall assume all legal, personal, injury risk and liability and all other obligations, duties and risks associated therewith.